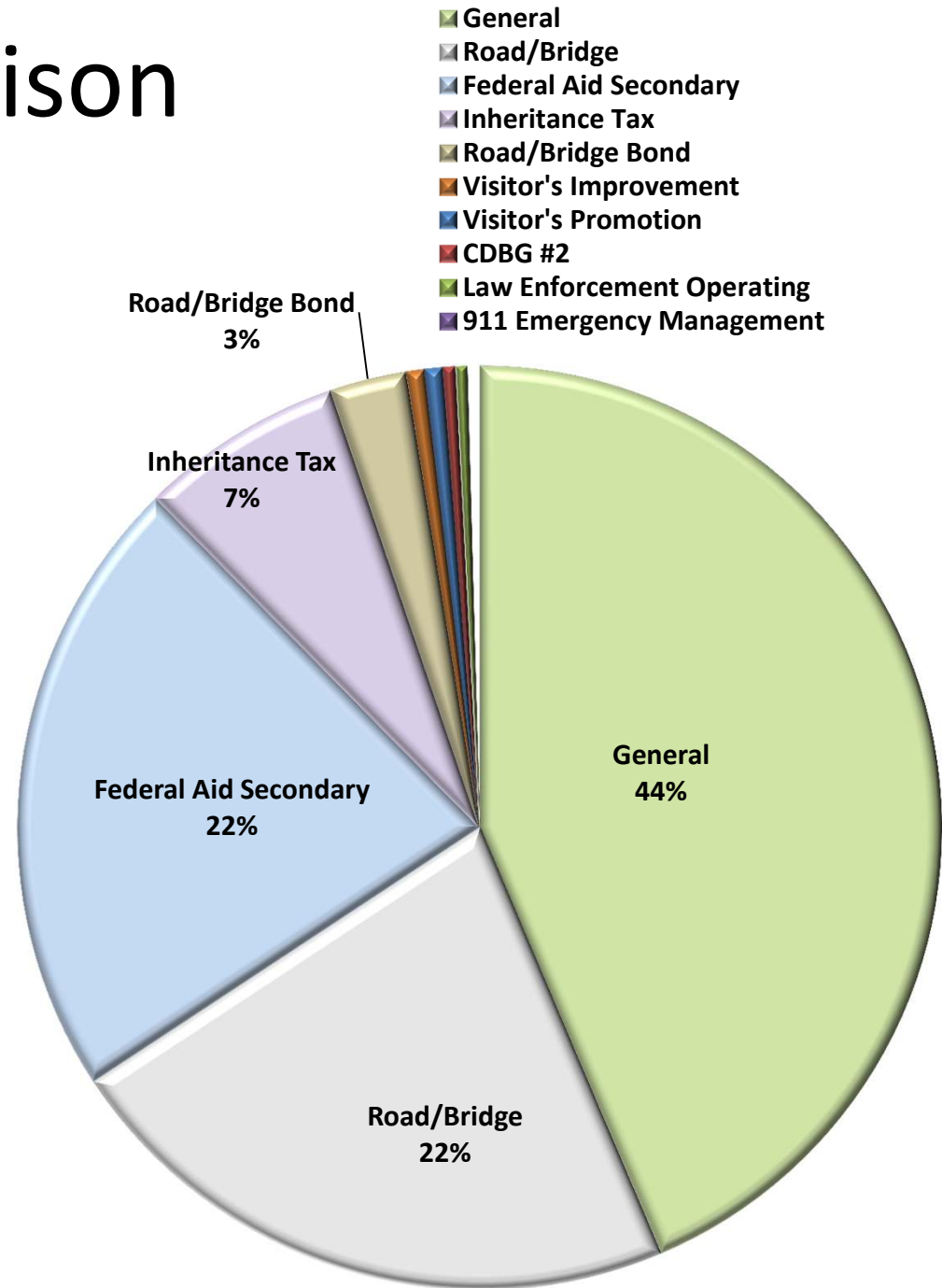


# Madison County Budget

# All Funds Comparison

Fund	2013-2014 Requested Budget	2014-2015 Requested Budget	% Change
General	14,999,945	15,959,792	6.40%
Road/Bridge	7,902,012	8,119,076	2.75%
Federal Aid Secondary	12,034,644	8,016,887	-33.38%
Inheritance Tax	2,852,346	2,614,401	-8.34%
Road/Bridge Bond	965,073	978,917	1.43%
Visitor's Improvement	211,116	238,489	12.97%
Visitor's Promotion	212,540	235,242	10.68%
CDBG #2	111,749	159,786	42.99%
Law Enforcement Oper.	140,664	140,664	0.00%
911 Emergency Mgmt	236,178	72,062	-69.49%
Preservation & Modernization	32,000	42,000	31.25%
Drug Testing	20,284	20,284	0.00%
Drug Court	17,700	17,700	0.00%
Drug Law Enforcement	8,448	4,118	-51.25%
<b>TOTALS</b>	<b>39,744,699</b>	<b>36,619,418</b>	<b>-7.86%</b>



# Schedule of Disbursement

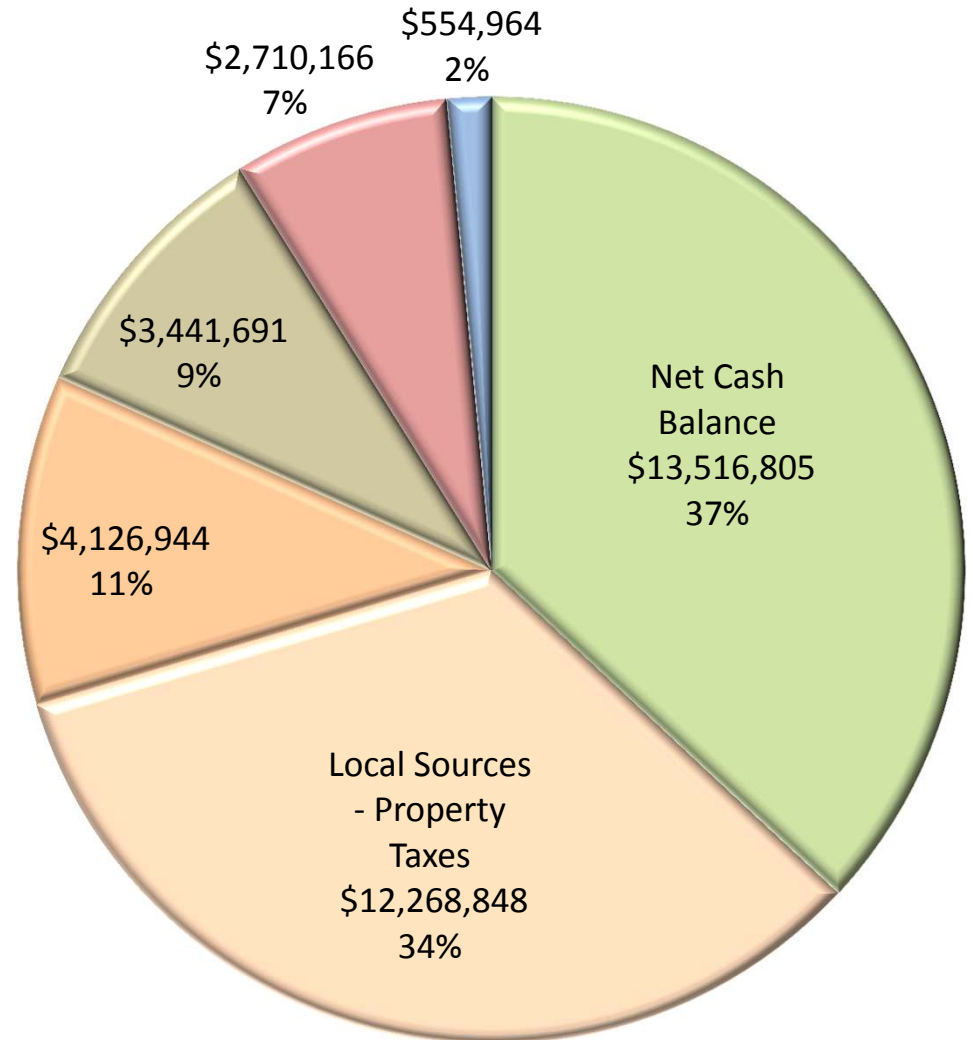


<b>Total Expenditures</b>	<b>\$ 31,769,206</b>	
Personnel	\$ 9,219,850	29%
Capital Outlays	\$ 8,785,947	28%
Operating	\$ 7,077,604	22%
Transfers	\$ 3,441,691	11%
Supplies and Materials	\$ 2,044,556	6%
Debt Servicing	\$ 978,917	3%
Equipment Rental	\$ 220,641	1%

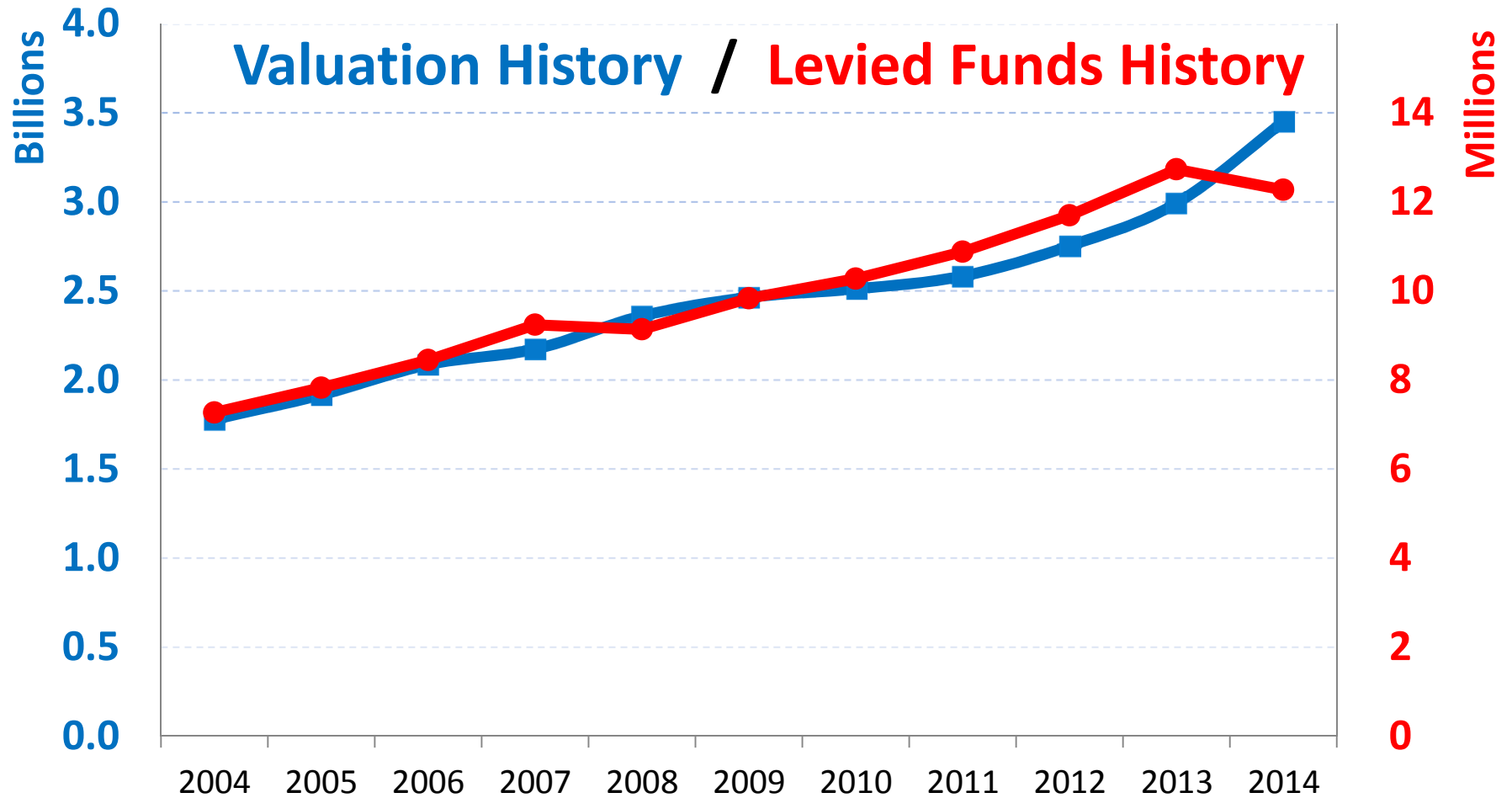
# Revenue Sources

<b>Net Cash Balance</b>	
	TOTAL: <b>\$ 13,516,805</b>
Cash on Hand	13,516,805
<b>Local Sources - Property Taxes</b>	
	TOTAL: <b>\$ 12,268,848</b>
Property Taxes	12,268,848
<b>Intergovernmental and Local Sources</b>	
	TOTAL: <b>\$ 4,126,944</b>
County Officers' Fees	1,081,206
Motor Vehicle Taxes (General)	1,041,800
Cost Share on FAS Projects	915,458
Lodging Tax	320,000
In Lieu of Tax	285,230
Inheritance Tax	200,000
Miscellaneous Revenue	83,932
Boarding Prisoners	70,000
E-911 Surcharges	42,500
Interest on Investments	41,545
Pierce County Planning/Zoning	27,206
Recording Fees (P&M Fund)	18,067
<b>Transfers</b>	
	TOTAL: <b>\$ 3,441,691</b>
Interfund Transfers	3,441,691
<b>State Sources</b>	
	TOTAL: <b>\$ 2,710,166</b>
Highway Allocation (Road/Bridge)	1,957,491
Property Tax Credit (General, FAS, & R/B Bond)	355,894
Federal Aid Buyback Program	228,858
Insurance Tax Allocation	59,210
Motor Vehicle Fees	56,589
Pro Rate Motor Vehicle	28,705
Airline Tax	20,275
Carline Tax	2,744
Surveying Fees from State	400
State Prisoner Reimbursement	0
<b>Federal Sources</b>	
	TOTAL: <b>\$ 554,964</b>
Grants & Miscellaneous Revenue	554,964
<b>TOTAL</b>	<b>\$ 36,619,418</b>

- Net Cash Balance
- Local Sources - Property Taxes
- Intergovernmental and Local Sources
- Transfers
- State Sources
- Federal Sources

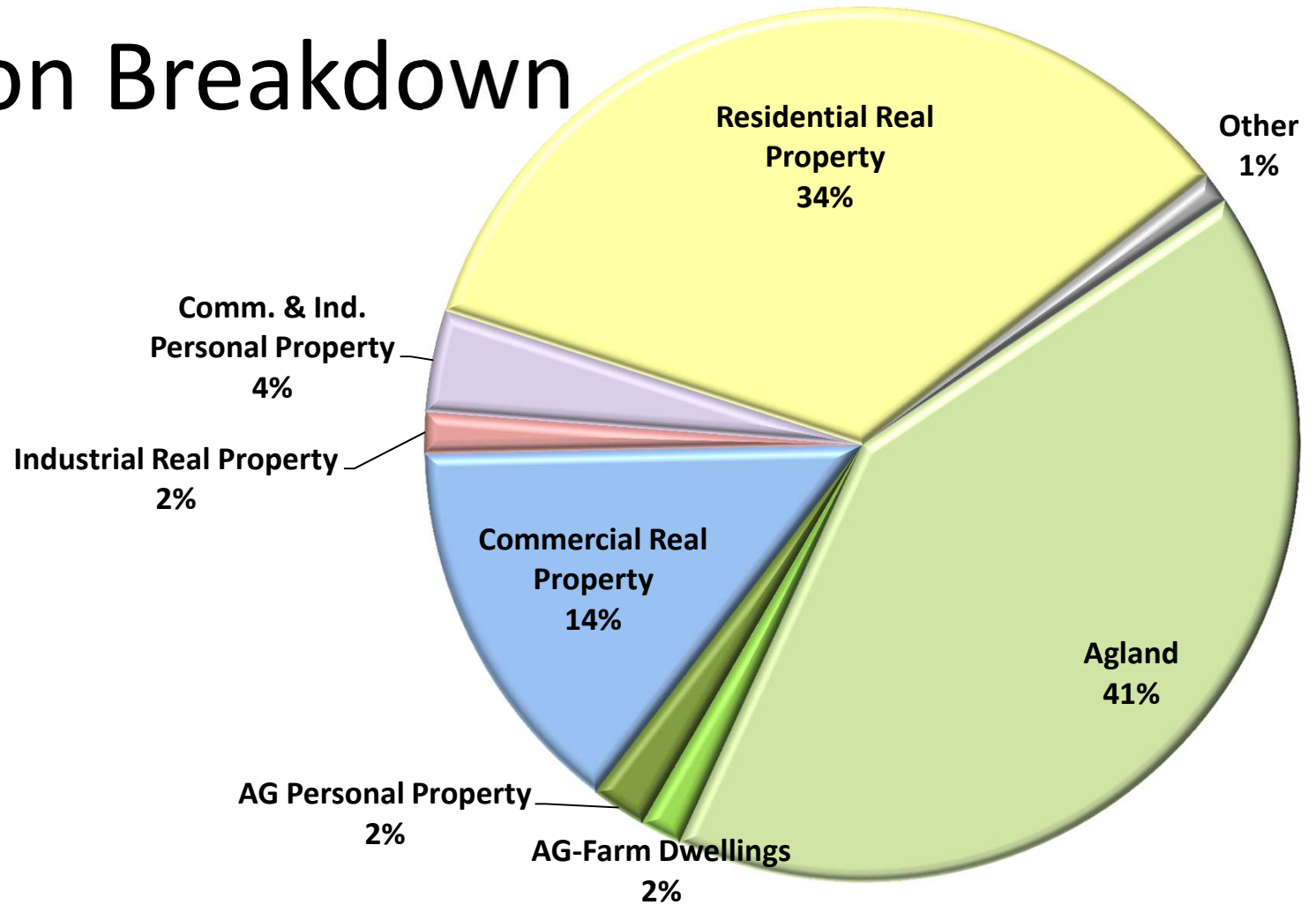


# Valuation History



FISCAL YEAR	2004	2005	2006	2007	2008	2009	2010	2011	2012	2013	2014
VALUATION	1,778,159,324	1,915,731,353	2,085,586,544	2,172,625,583	2,358,828,798	2,463,146,223	2,510,537,395	2,582,537,302	2,752,085,899	2,991,583,064	3,448,767,491
LEVY	0.408500	0.408314	0.404854	0.425021	0.387216	0.398975	0.408976	0.421090	0.424852	0.425475	0.355747
LEVY FUNDS	7,263,781	7,822,199	8,443,581	9,234,115	9,133,763	9,827,338	10,267,495	10,874,806	11,692,292	12,728,438	12,268,848

# Valuation Breakdown



Agland	\$1,401,468,311.00	(NOTE: The ASSUMPTION is made that this is all outside city limits [this may or may not be true])
AG-Farm Dwellings	\$51,559,136.00	(NOTE: The ASSUMPTION is made that this is all outside city limits [this may or may not be true])
AG Personal Property	\$69,725,848.00	(NOTE: The ASSUMPTION is made that this is all outside city limits [this may or may not be true])
Commercial Real Property	\$483,372,845.00	(NOTE: This is BOTH Inside & Outside city limits)
Industrial Real Property	\$52,119,271.00	(NOTE: This is BOTH Inside & Outside city limits)
Comm. & Ind. Personal Property	\$127,515,940.00	(NOTE: This is BOTH Inside & Outside city limits)
Residential Real Property	\$1,169,235,964.00	(NOTE: An ASSUMPTION is made that this is all Inside city limits [this may or may not be true])
Other	\$38,095,571.00	
<b>Total</b>	<b>\$3,448,767,491.00</b>	