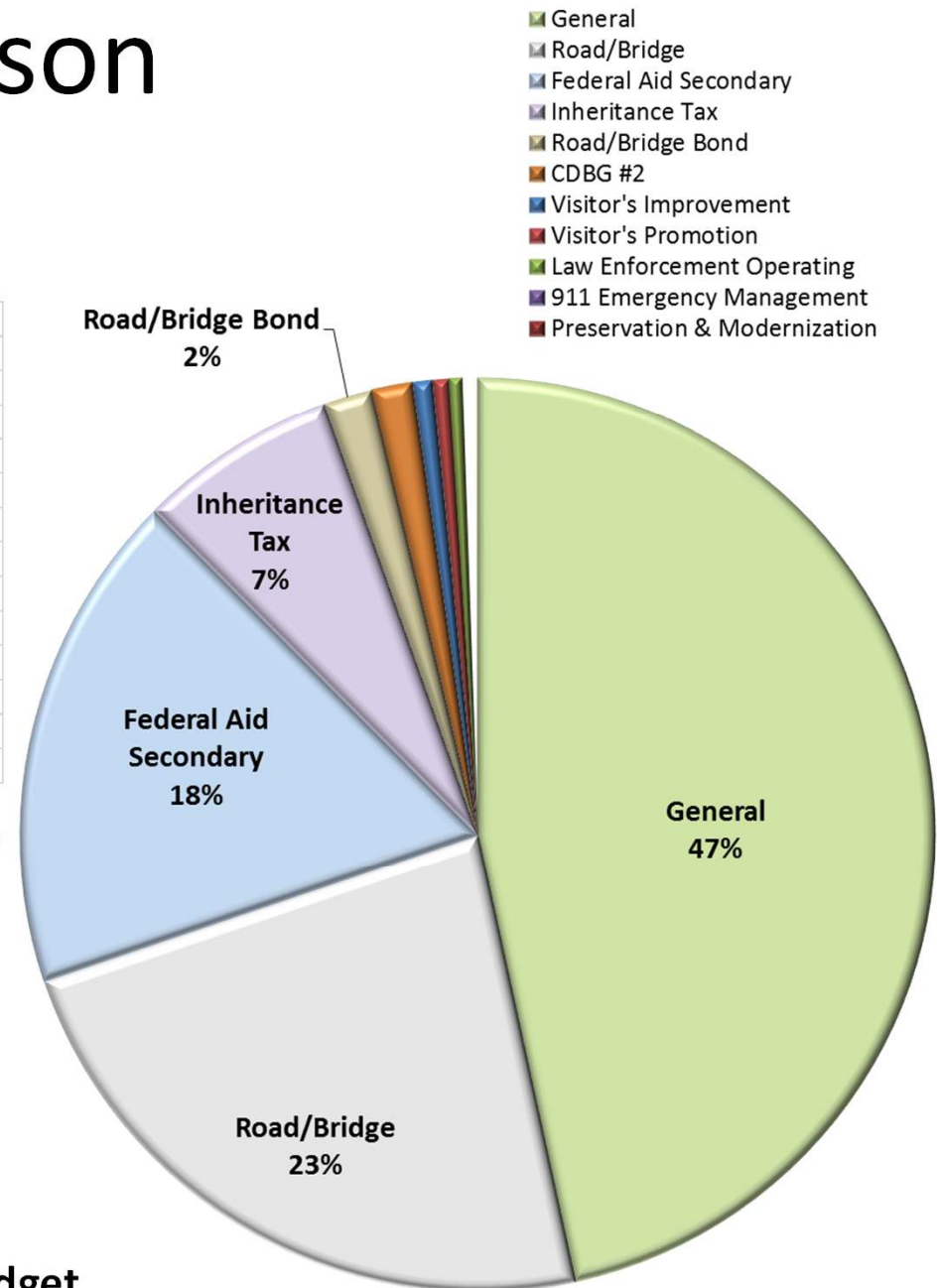


Madison County Nebraska 2016-2017 Budget

All Funds Comparison

	2015-2016 Requested Budget	2016-2017 Requested Budget	Budget	Change
General	16,602,474	17,147,650	47%	3%
Road/Bridge	8,253,108	8,549,411	23%	4%
Federal Aid Secondary	5,946,754	6,520,572	18%	10%
Inheritance Tax	2,977,529	2,589,630	7%	-13%
Road/Bridge Bond	774,671	632,726	2%	-18%
CDBG #2	184,047	535,569	1%	191%
Visitor's Improvement	252,861	257,390	1%	2%
Visitor's Promotion	242,702	214,498	1%	-12%
Law Enforcement Operating	167,412	172,435	0%	3%
911 Emergency Management	90,800	80,948	0%	-11%
Preservation & Modernization	46,000	54,000	0%	17%
Drug Court	27,649	35,000	0%	27%
Drug Testing	20,284	20,284	0%	0%
Drug Law Enforcement	4,118	4,118	0%	0%
TOTALS	35,590,409	36,814,231	100%	3.44%

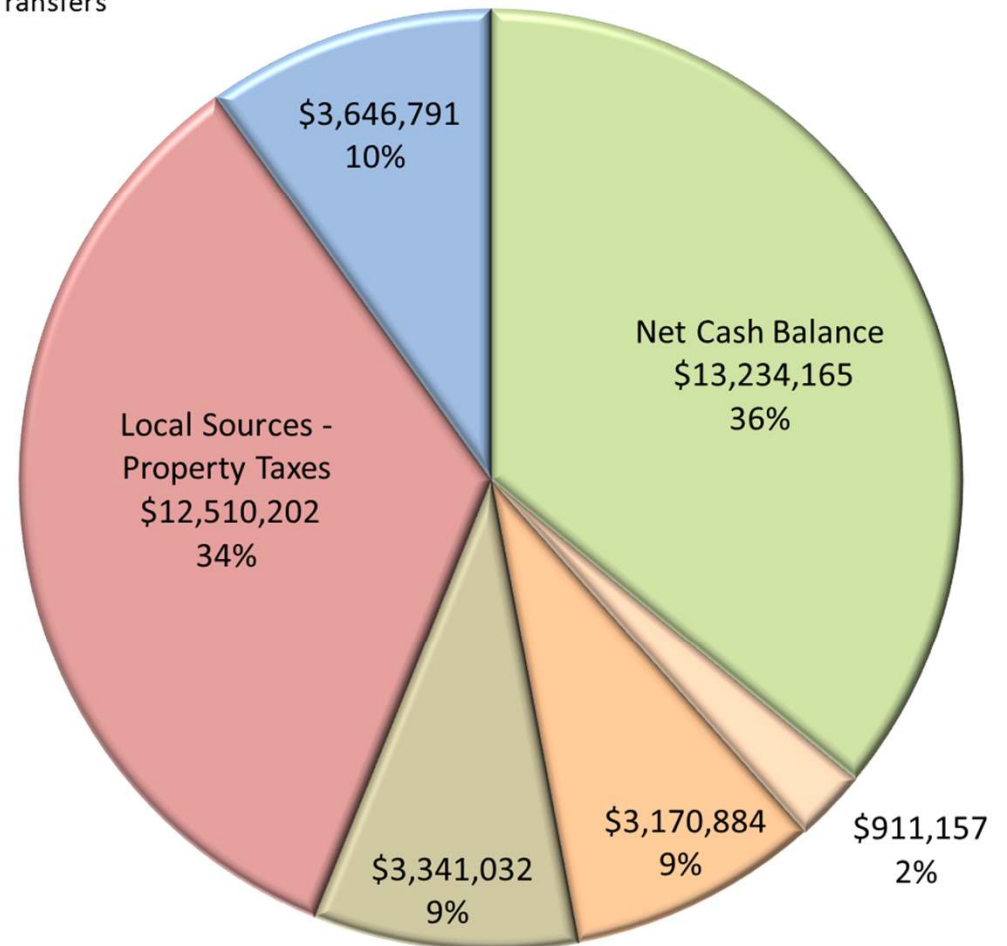


Madison County Nebraska – 2016 - 2017 Budget

Net Cash Balance	Total:	\$ 13,234,165
General		5,383,692
Road/Bridge Fund		2,780,043
Federal Aid Secondary		1,583,087
Visitors' Promotion		64,498
Visitors' Improvement		107,390
Reg. of Deeds P & M		35,800
Drug Law Enforcement		4,118
Drug Testing		17,827
CDBG #2		185,570
Inheritance Tax		2,389,630
911 Emergency		64,625
Law Enforcement		163,460
Drug Court		23,963
Road/Bridge Bond		430,462
Federal Sources	Total:	\$ 911,157
Grants & Miscellaneous Revenue		911,157
State Sources	Total:	\$ 3,170,884
State Prisoner Reimbursement		-
Property Tax Credit (General, FAS, & R/B Bond)		526,856
Insurance Tax Allocation		81,736
Airline Tax		8,628
Pro Rate Motor Vehicle (General, FAS & R/B Bond)		37,587
Carline Tax (General, FAS & R/B Bond)		3,000
Surveying Fees from State		4,000
Highway Allocation (Road/Bridge)		2,130,424
Motor Vehicle Fees (Road/Bridge)		111,700
Federal Aid Buyback Program (Road/Bridge)		266,953
Intergovernmental and Local Sources	Total:	\$ 3,341,032
Motor Vehicle Taxes (General)		1,139,313
County Officers' Fees		1,229,074
Inheritance Tax		200,000
Lodging Tax		300,000
E-911 Surcharges		16,323
Recording Fees (P&M Fund)		18,200
Miscellaneous Revenue		22,271
In Lieu of Tax (General, FAS, Road/Bridge Bond)		256,141
Boarding Prisoners		133,800
Pierce County Planning/Zoning		25,910
Local Sources - Property Taxes	Total:	\$ 12,510,202
Property Taxes		12,510,202
Transfers	Total:	\$ 3,646,791
Interfund Transfers		3,646,791
Total	Total:	\$ 36,814,231

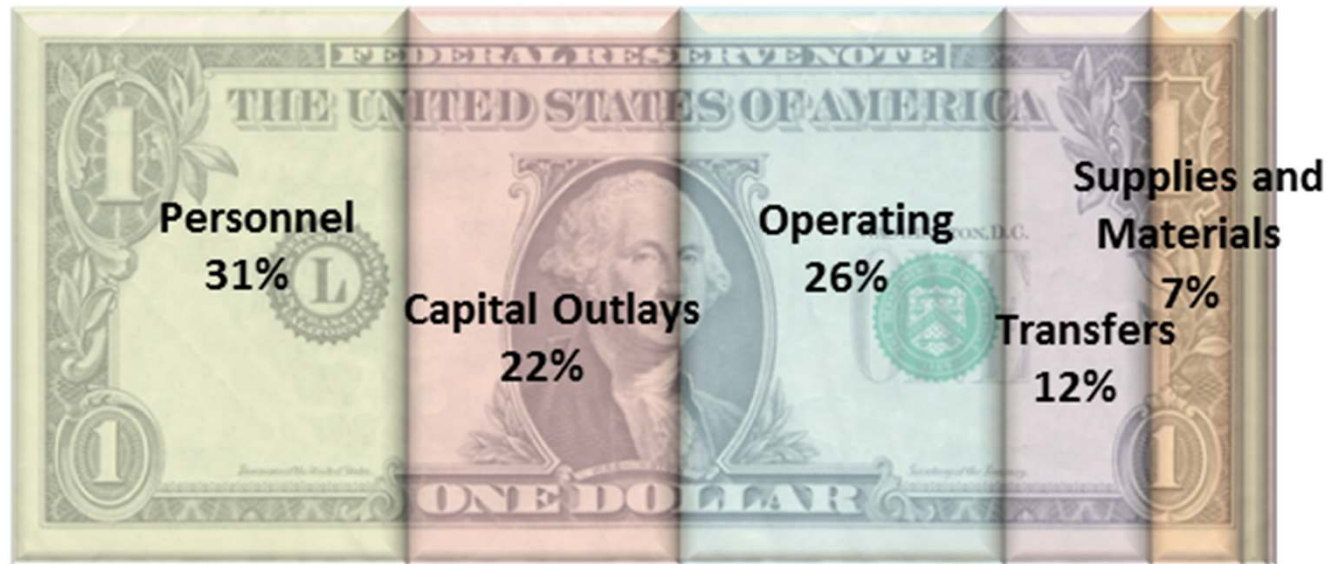
Source of Funds

- Net Cash Balance
- Federal Sources
- State Sources
- Intergovernmental and Local Sources
- Local Sources - Property Taxes
- Transfers



Madison County Nebraska – 2016 – 2017 Budget

Schedule of Disbursement

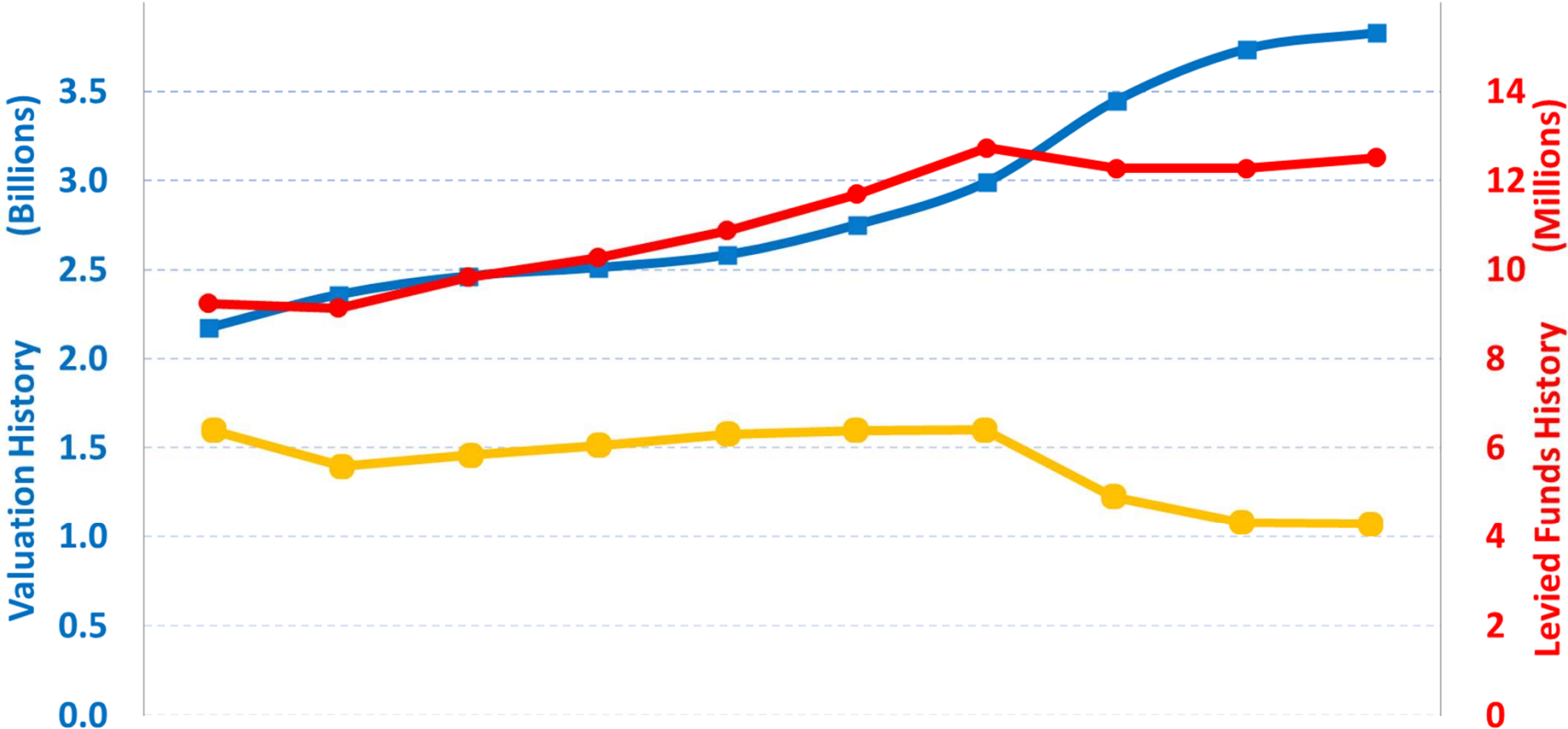


Total Expenditures	\$ 31,702,765	
Personnel	\$ 9,928,235	31%
Capital Outlays	\$ 6,867,072	22%
Operating	\$ 8,108,798	26%
Transfers	\$ 3,646,791	12%
Supplies and Materials	\$ 2,284,882	7%
Debt Servicing	\$ 632,726	2%
Equipment Rental	\$ 234,261	1%

Debt Servicing
2%

Madison County Nebraska

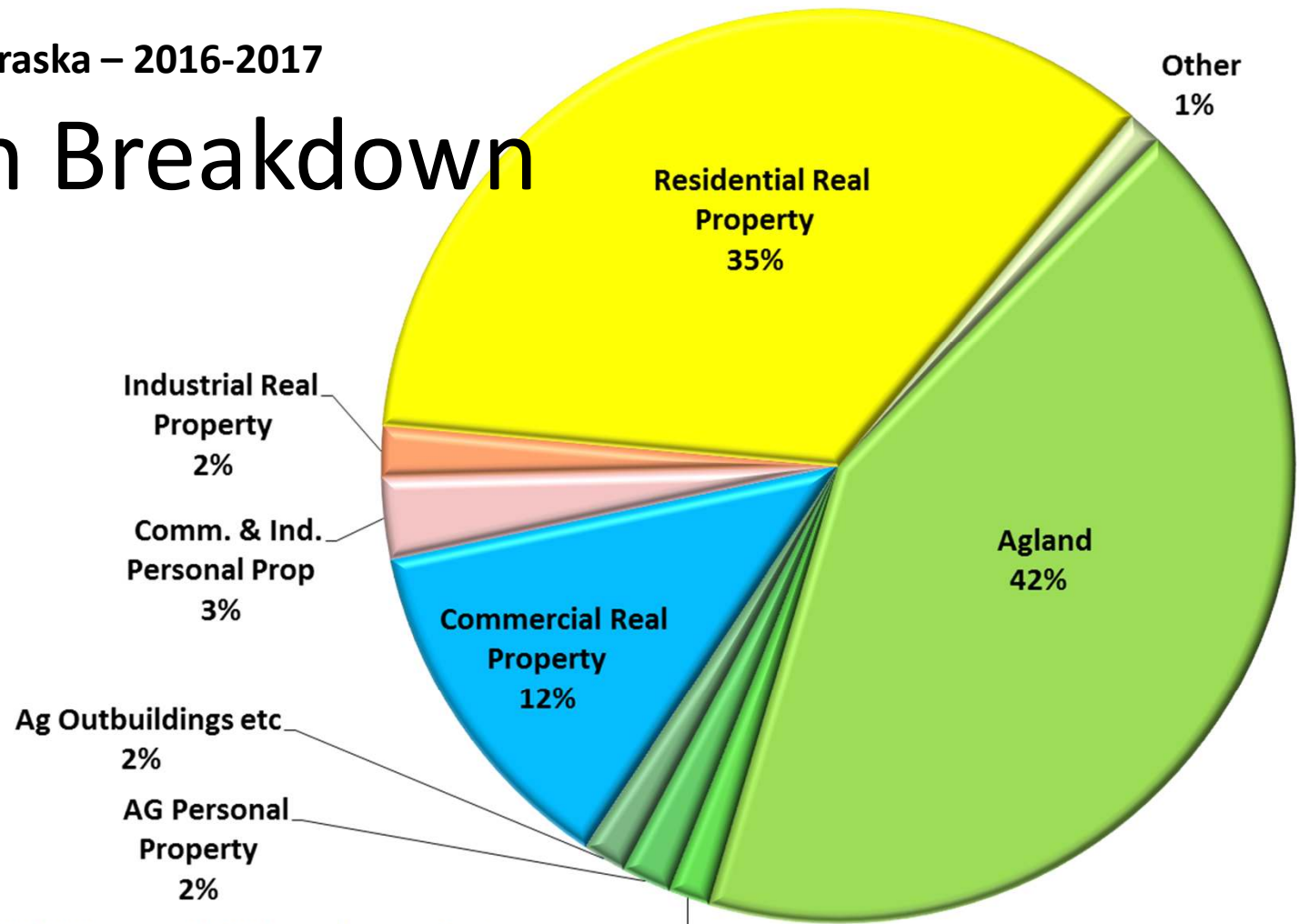
Valuation, Tax Levy, & Levied Funds History



Fisc Year	2007	2008	2009	2010	2011	2012	2013	2014	2015	2016
Valuation	2.172 B	2.358 B	2.463 B	2.510 B	2.582 B	2.752 B	2.991 B	3.448 B	3.737 B	3.828 B
Levy	0.425021	0.387216	0.398975	0.408976	0.421090	0.424852	0.425475	0.355747	0.328287	0.326784
Levy Funds	9,234,115	9,133,763	9,827,338	10,267,495	10,874,806	11,692,292	12,728,438	12,268,848	12,268,862	12,510,241

Madison County Nebraska – 2016-2017

Valuation Breakdown



	2015-2016	2016-2017	Change	Total	
TOTAL	\$3,737,236,560	\$3,828,285,382	2%	100%	
- Other	\$44,734,684	\$46,562,880	4%	1%	
A Agland	\$1,610,454,763	\$1,616,890,427	0%	42%	(NOTE: The ASSUMPTION is made that this is all outside city limits [this may or may not be true])
A AG-Farm Dwellings	\$51,794,440	\$56,126,079	8%	1%	(NOTE: The ASSUMPTION is made that this is all outside city limits [this may or may not be true])
A AG Personal Property	\$72,408,601	\$67,741,207	-6%	2%	(NOTE: The ASSUMPTION is made that this is all outside city limits [this may or may not be true])
A Ag Outbuildings etc	\$56,932,550	\$58,189,220	2%	2%	(NOTE: The ASSUMPTION is made that this is all outside city limits [this may or may not be true])
C Commercial Real Propert	\$487,747,917	\$475,141,904	-3%	12%	(NOTE: This is BOTH Inside & Outside city limits)
C & I Comm. & Ind. Personal Prop	\$125,898,353	\$110,506,052	-12%	3%	(NOTE: This is BOTH Inside & Outside city limits)
I Industrial Real Property	\$52,172,350	\$69,007,855	32%	2%	(NOTE: This is BOTH Inside & Outside city limits)
R Residential Real Property	\$1,235,092,902	\$1,328,119,758	8%	35%	(NOTE: An ASSUMPTION is made that this is all Inside city limits [this may or may not be true])