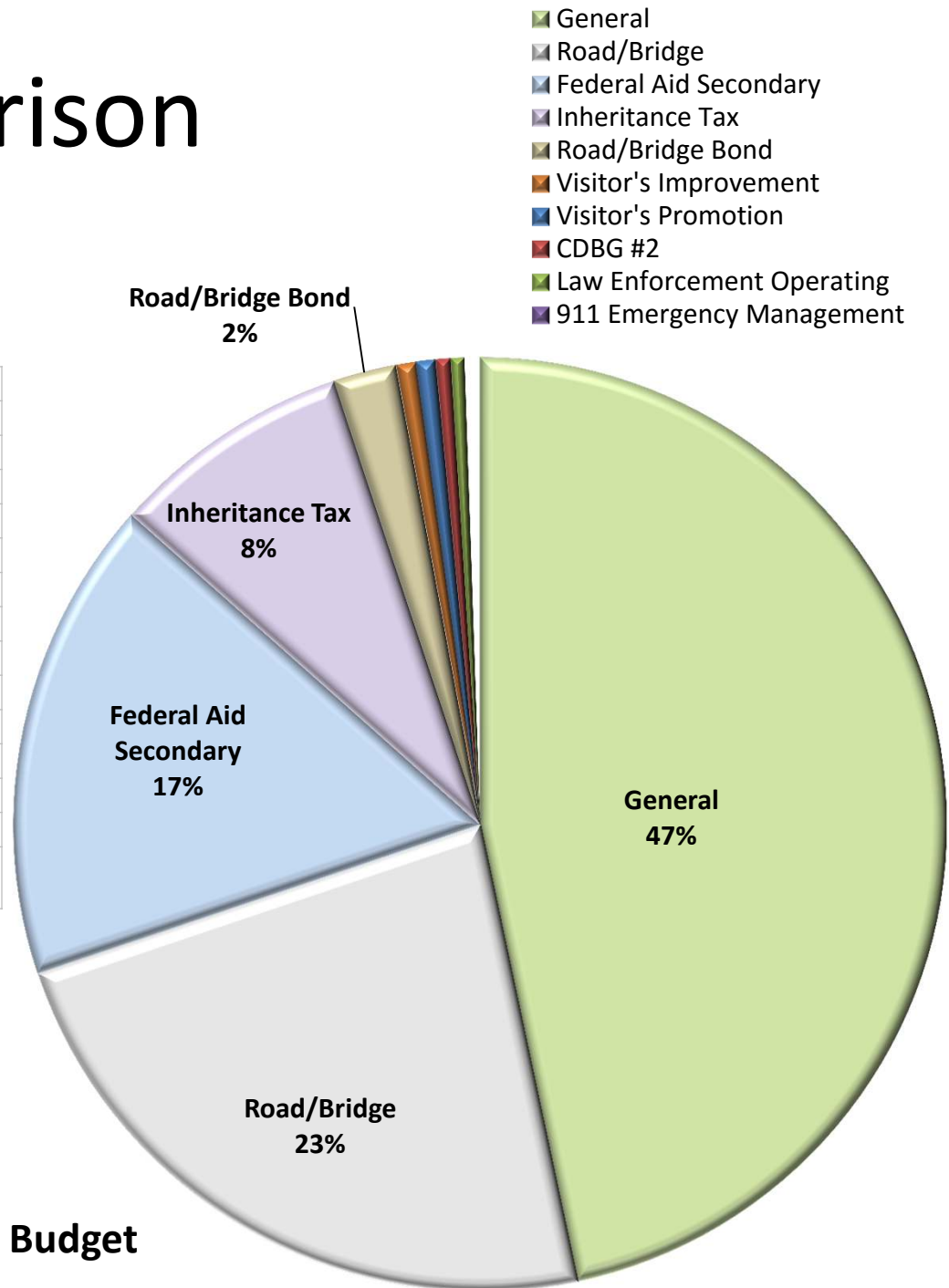


# **Madison County Nebraska 2015-2016 Budget**

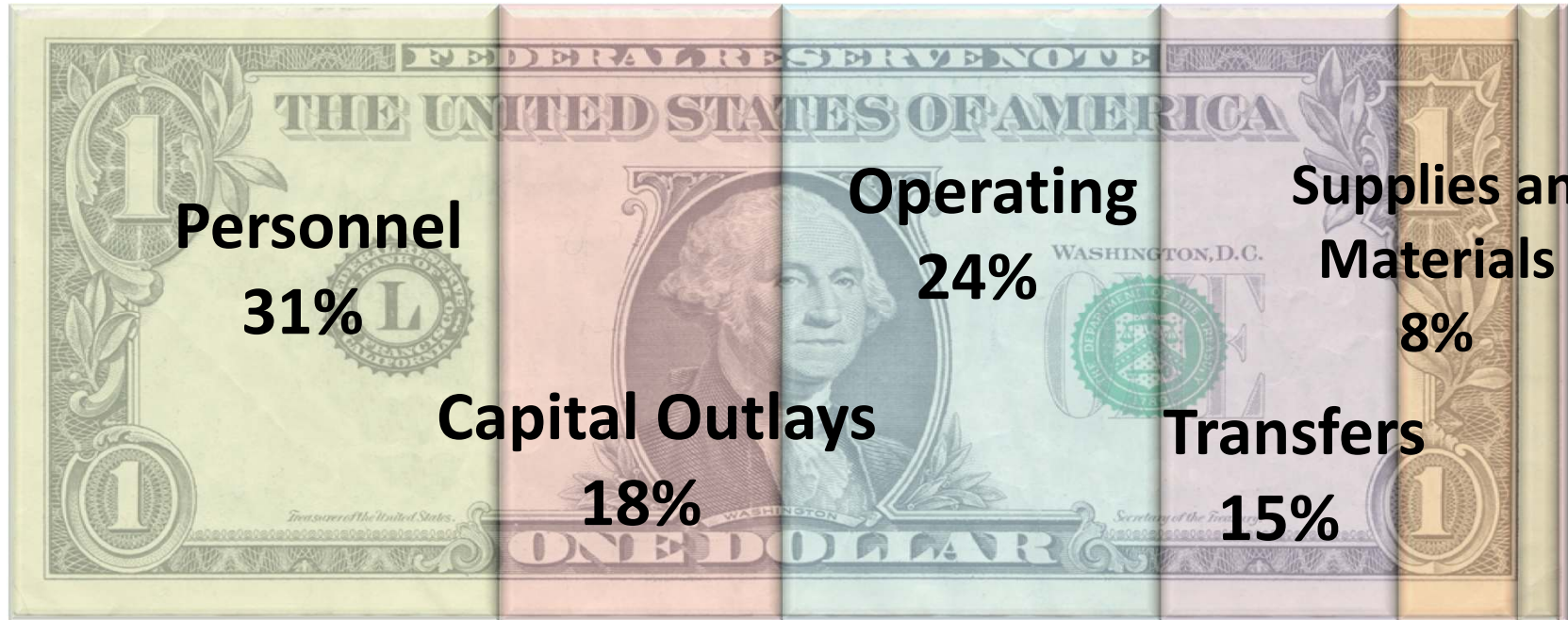
# All Funds Comparison

Fund	2014-15 Requested Budget	2015-16 Requested Budget	% of Budget	% Change
General	15,959,792	16,602,474	47%	4.03%
Road/Bridge	8,119,076	8,253,108	23%	1.65%
Federal Aid Scndry	8,016,887	5,946,754	17%	-25.82%
Inheritance Tax	2,614,401	2,977,529	8%	13.89%
Road/Bridge Bond	978,917	774,671	2%	-20.86%
Visitor's Improvement	238,489	252,861	1%	6.03%
Visitor's Promotion	235,242	242,702	1%	3.17%
CDBG #2	159,786	184,047	1%	15.18%
Law Enforcement Op	140,664	167,412	0%	19.02%
911 Emergency Mgmt	72,062	90,800	0%	26.00%
Presrvatn & Mdrnztm	42,000	46,000	0%	9.52%
Drug Testing	20,284	20,284	0%	0.00%
Drug Court	17,700	27,649	0%	56.21%
Drug Law Enfrcmnt	4,118	4,118	0%	0.00%
<b>TOTALS</b>	<b>36,619,418</b>	<b>35,590,409</b>	<b>100%</b>	<b>-2.81%</b>



Madison County Nebraska – 2015 – 2016 Budget

# Schedule of Disbursement



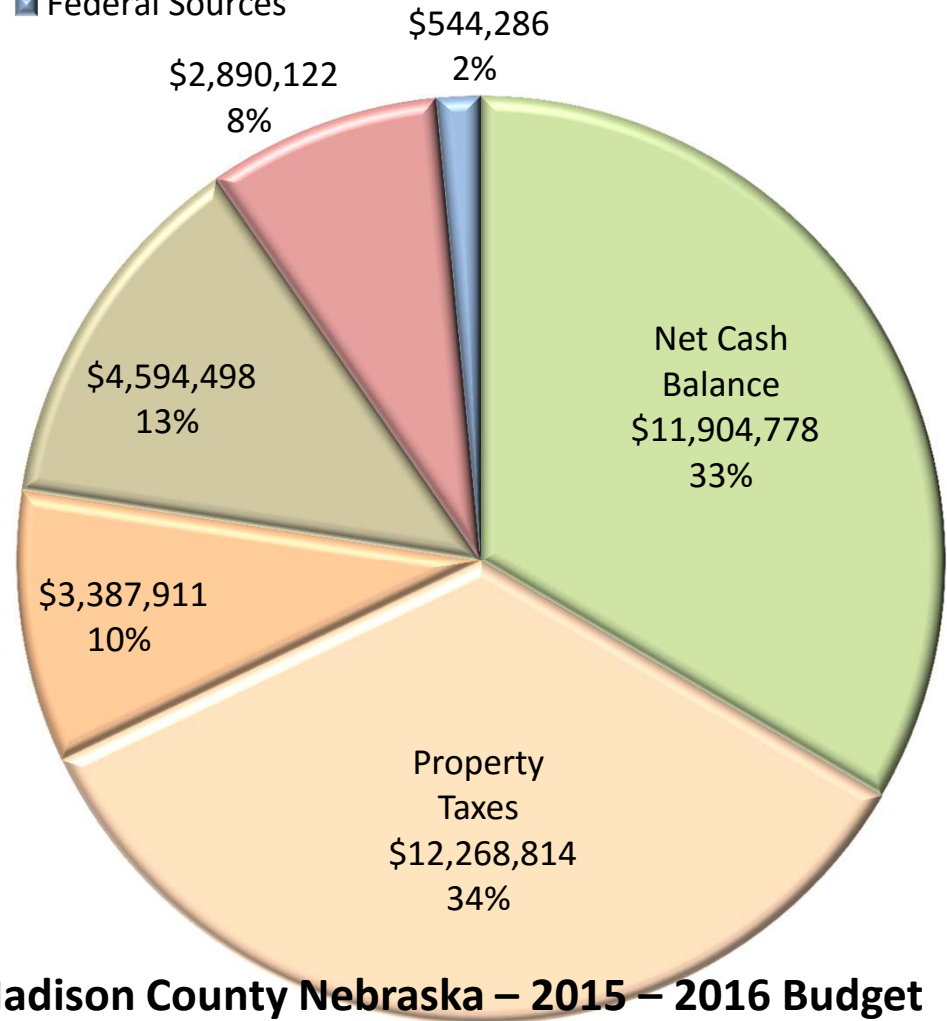
<b>Total Expenditures</b>	<b>\$ 30,150,142</b>	<b>100%</b>
Personnel	\$ 9,483,335	31%
Capital Outlays	\$ 5,453,344	18%
Operating	\$ 7,318,290	24%
Transfers	\$ 4,594,498	15%
Supplies and Materials	\$ 2,314,711	8%
Debt Servicing	\$ 774,671	3%
Equipment Rental	\$ 211,293	1%

**Debt Servicing** 3%

**Equipment Rental** 1%

# Source of Funds

- Net Cash Balance
- Local Sources - Property Taxes
- Intergovernmental and Local Sources
- Transfers
- State Sources
- Federal Sources



**Madison County Nebraska – 2015 – 2016 Budget**

**Net Cash Balance**

General	4,315,240
Inheritance Tax	2,777,529
Road/Bridge Fund	2,337,998
Federal Aid Secondary	1,310,713
Road/Bridge Bond	576,733
CDBG #2	159,603
Law Enforcement	144,912
Visitors' Improvement	87,861
Visitors' Promotion	77,702
911 Emergency	48,300
Reg. of Deeds P & M	28,089
Drug Court	18,553
Drug Testing	17,427
Drug Law Enforcement	4,118

**Total: \$ 11,904,778**

**Property Taxes**

Property Taxes	12,268,814
----------------	------------

**Total: \$ 12,268,814**

**Intergovernmental and Local Sources**

Motor Vehicle Taxes (General)	1,117,754
County Officers' Fees	1,170,237
Inheritance Tax	200,000
Lodging Tax	330,000
E-911 Surcharges	42,500
Recording Fees (P&M Fund)	17,911
Miscellaneous Revenue	108,994
In Lieu of Tax (General, FAS, Road/Bridge Bond)	272,935
Boarding Prisoners	105,540
Pierce County Planning/Zoning	22,040

**Total: \$ 3,387,911**

**Transfers**

Interfund Transfers	4,594,498
---------------------	-----------

**Total: \$ 4,594,498**

**State Sources**

Highway Allocation (Road/Bridge)	2,015,288
Property Tax Credit (General, FAS, & R/B Bond)	448,192
Federal Aid Buyback Program	228,857
Insurance Tax Allocation	76,165
Motor Vehicle Fees	70,870
Pro Rate Motor Vehicle	30,490
Airline Tax	13,160
Surveying Fees from State	4,300
Carline Tax	2,800
State Prisoner Reimbursement	0

**Total: \$ 2,890,122**

**Federal Sources**

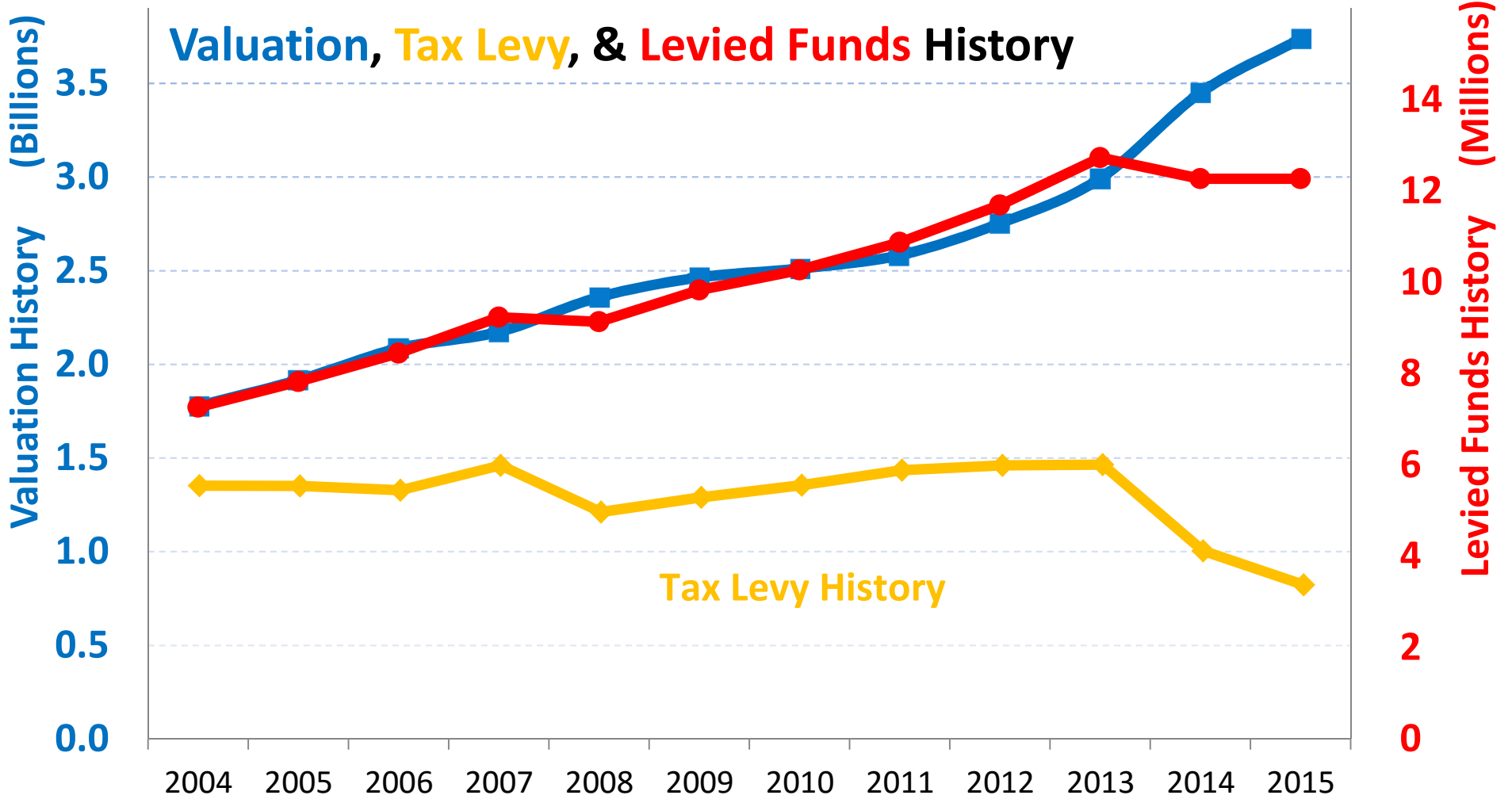
Grants & Miscellaneous Revenue	544,286
--------------------------------	---------

**Total: \$ 544,286**

**TOTAL**

**\$ 35,590,409**

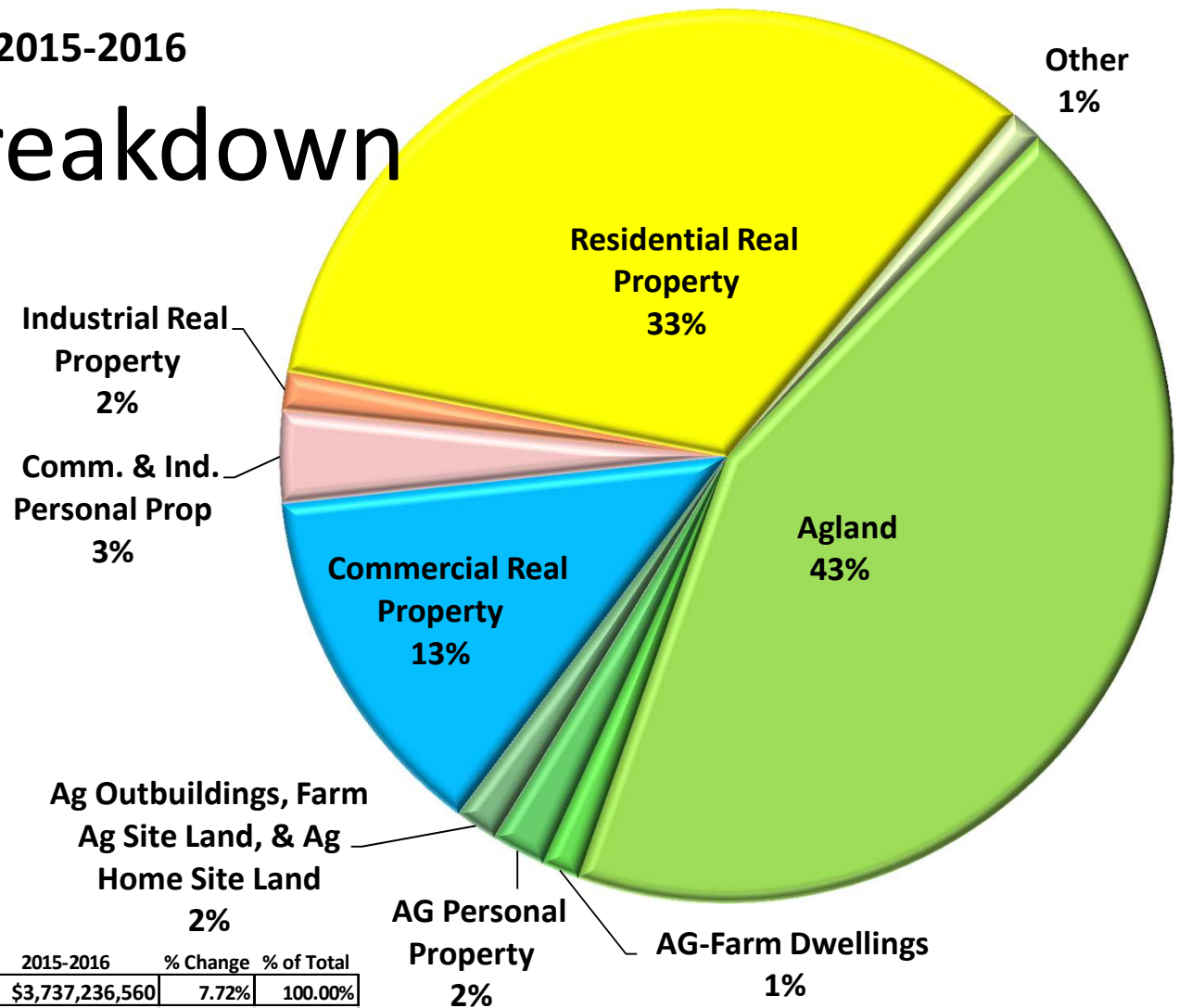
# Madison County Nebraska



Fisc Year	2004	2005	2006	2007	2008	2009	2010	2011	2012	2013	2014	2015
Valuation	1.778 B	1.916 B	2.086 B	2.173 B	2.359 B	2.463 B	2.511 B	2.583 B	2.752 B	2.992 B	3.449 B	<b>3.737 B</b>
Levy	0.408500	0.408314	0.404854	0.425021	0.387216	0.398975	0.408976	0.421090	0.424852	0.425475	0.355747	<b>0.328287</b>
Levy Funds	7,263,781	7,822,199	8,443,581	9,234,115	9,133,763	9,827,338	10,267,495	10,874,806	11,692,292	12,728,438	12,268,848	<b>12,268,862</b>

Madison County Nebraska – 2015-2016

# Valuation Breakdown



		2014-2015	2015-2016	% Change	% of Total	
<b>TOTAL</b>		<b>\$3,448,767,491</b>	<b>\$3,737,236,560</b>	<b>7.72%</b>	<b>100.00%</b>	
-	Other	\$38,095,571	\$44,734,684	14.84%	1.20%	
A	Agland	\$1,401,468,311	\$1,610,454,763	12.98%	43.09%	(NOTE: The ASSUMPTION is made that this is all outside city limits [this may or may not be true])
A	AG-Farm Dwellings	\$51,559,136	\$51,794,440	0.45%	1.39%	(NOTE: The ASSUMPTION is made that this is all outside city limits [this may or may not be true])
A	AG Personal Property	\$69,725,848	\$72,408,601	3.71%	1.94%	(NOTE: The ASSUMPTION is made that this is all outside city limits [this may or may not be true])
A	Ag Outbuildings, Ag Site Land, Ag Home Site Land	\$55,674,605	\$56,932,550	2.21%	1.52%	(NOTE: The ASSUMPTION is made that this is all outside city limits [this may or may not be true])
C	Commercial Real Property	\$483,372,845	\$487,747,917	0.90%	13.05%	(NOTE: This is BOTH Inside & Outside city limits)
I	Industrial Real Property	\$52,119,271	\$52,172,350	0.10%	1.40%	(NOTE: This is BOTH Inside & Outside city limits)
C & I	Comm. & Ind. Personal Prop	\$127,515,940	\$125,898,353	-1.28%	3.37%	(NOTE: This is BOTH Inside & Outside city limits)
R	Residential Real Property	\$1,169,235,964	\$1,235,092,902	5.33%	33.05%	(NOTE: An ASSUMPTION is made that this is all Inside city limits [this may or may not be true])